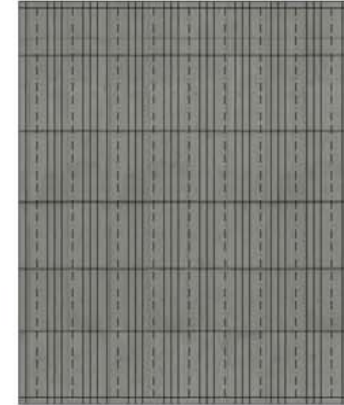


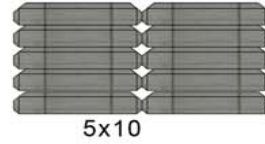
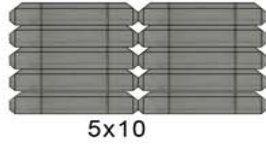







U Boat Bunker Diorama


1:700 SCALE PAPER MODEL
use A3 paper




4x9



4x9



3



LEGEND

-  GLUE
-  FOLD
-  CUT

- P1 POLYMER LEADS 0.5
- P2 MECHANICAL PENCILS
- P3 1-2 mm CABLE
- P4 OPTIONAL PART
- P5 MAKE DOUBLE FROM 2mm HARDPAPER
- P5 MAKE FROM 2mm HARDPAPER

U Boat Bunker Diorama


1:700 SCALE PAPER MODEL use A3 paper

HARBOR BASE

A

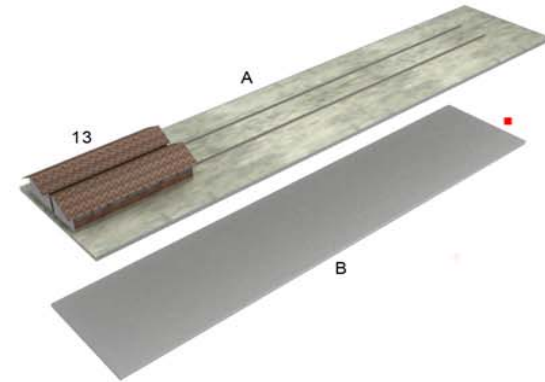


B Build from 2mm hardpaper and glue with A part



HARBOR BASE

WATER BASE



LEGEND

-  GLUE
-  FOLD
-  CUT
- P1 POLYMER LEADS 0.5
- P2 MECHANICAL PENCILS
- P3 1-2 mm CABLE
- P4 OPTIONAL PART
- P5 MAKE DOUBLE FROM 2mm HARDPAPER

1. This pattern is originally scratch build based on many references and may not perfect yet so I would very appreciate for your critics and advices to improve my design on the next project.
2. This pattern is not for commercial purposes, except for educational. For other purposes, you may contact me for permission.